

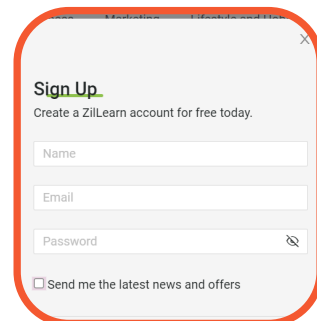
7 Steps Methodology: Accessing ZilLearn



How to login

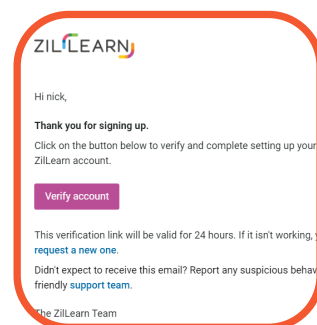
1.

Access ZilLearn by pressing the blue "Sign Up" button (top right) to create an account



2.

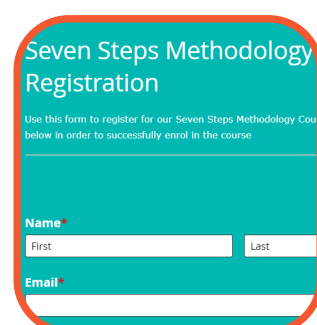
Verify your account within 24 hours of signing up



Enroll in the course!

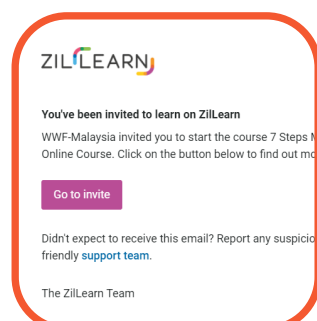
3.

Register for the course via the WWF-Malaysia ESD website [here](#)



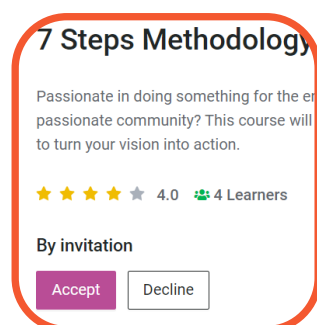
4.

After registering, you should receive an invite via email! Then, click on "Go to invite"



5.

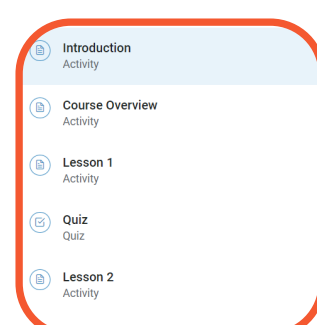
ZilLearn should open as a pop-up on a separate tab, click "Accept" to enroll in the course!



Completing the course!

6.

Complete the course by going through each lesson, quiz, and assignment.



7.

Upon completion, review the 7 Steps and fill in our survey to further improve the course!

